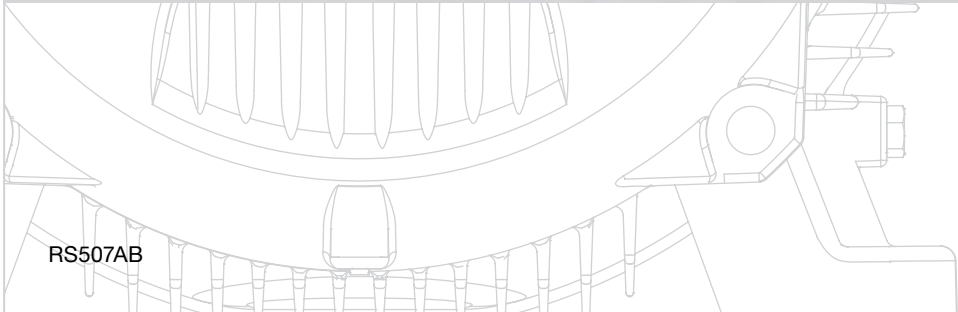




Rolled Steel

Motors

- General Purpose
- Light Weight
- VFD Capable



RS507AB

Rolled Steel Line General Purpose Motors



Standard Features

- Frames (143/5T up to 254/6T)
- Voltages: 208-230/460V
- Degree of Protection: IP55
- V-ring seal
- Ball bearings (ZZ up to 256T)
- Plastic fan
- Class “F” insulation
- Service factor: 1.15
- Color: Munsell N1 (Black)
- VFD Capable (2:1 VT; 10:1 CT)

Optional Features

- Voltage: 575V and others
- Degree of Protection: IP56
- Lip seal, Oil seal
- Class “H” insulation
- * More options available upon request

Applications

- Pumps
- Compressors
- Fans
- Machine Tools
- Other General Purpose

Features and Benefits


FAN COVER

Made of steel, it offers a superior mechanical rigidity, corrosion-resistance and extended lifetime.



FAN

WEG has designed fans and fan covers to produce one of the quietest electric motors in the market. Fans are fully efficient cooling ensuring low motor temperature rise, thus minimizing winding losses, thus increasing motor efficiency.



WEG uses the Finite Element Analysis (FEA) software in its motor parts (endshields, frames, T-boxes, etc). FEA is used in order to detect deformations and thermal simulations of mechanical components. This system provides a unified product development environment offering a tight integration across a wide range of design processes ranging from geometry modeling and CAD editing, meshing and pre-processing, advanced analysis (structural, thermal, electromagnetics, etc.) and robust design optimization.

BEARINGS

WEG motors are fitted with the highest quality bearings selected among the best manufacturers in the world and designed to ensure long life to the motor even under heavy working conditions.



FRAME

Made of cold laminated steel plates with an anti-corrosive treatment.



SHAFT

WEG uses SAE/AISI 1040/45 steel as standard, which provides high mechanical resistance, preventing flexing under load and minimizes fatigue which extends lifetime performance. Specially designed to withstand torques caused during motor acceleration and deceleration (brake). Size is larger than standard motor and, upon special design, shaft can have second end.

ENDSHIELDS

Made of cast iron, provided with external fins for better heat dissipation, thus increasing bearing life.

STATOR

Composed of highest quality steel laminations.

ROTOR

Composed of magnetic laminations with low electrical losses. Pure alloy aluminum bars, form the cage and cast under pressure into one piece.

DRAIN PLUGS

Provided with plastic drain plugs allowing drainage of condensed water.

SEALS

WEG motors are fitted with V-Ring seals, Oil seals and Lip seals to provide the best possible protection in dusty and high moisture environments.

Some worldwide entities that have approved WEG:



NEMA Premium – General Purpose Motors

Three Phase – Foot Mount



HP	RPM	NEMA Frame	Catalog Number	List Price	Mult. Sym.	Aprox. Ship Wt. (lb)	FL Efficiency	“C” Dim. (in)	Voltage	Amps @ High	SF
1	1800	143/5T	00118ET3ERS143T	459	RSP	35	85.5	14.095	208-230/460	1.55	1.15
	1200	143/5T	00112ET3ERS145T	529	RSP	43	82.5	14.095	208-230/460	1.75	1.15
	1200	143/5T	00112ET3HRS145T	529	RSP	43	82.5	14.095	575	1.40	1.15
1.5	3600	143/5T	00156ET3ERS143T	473	RSP	37	84.0	14.095	208-230/460	1.95	1.15
	1800	143/5T	00158ET3ERS145T	480	RSP	38	86.5	14.095	208-230/460	2.25	1.15
	1800	143/5T	00158ET3HRS145T	480	RSP	37	86.5	14.095	575	1.80	1.15
	1200	182/4T	00152ET3ERS182T	656	RSP	74	87.5	16.404	208-230/460	2.39	1.15
	1200	182/4T	00152ET3HRS182T	656	RSP	74	87.5	16.404	575	1.91	1.15
2	3600	143/5T	00236ET3ERS145T	514	RSP	42	85.5	14.095	208-230/460	2.50	1.15
	3600	143/5T	00236ET3HRS145T	514	RSP	41	85.5	14.095	575	2.00	1.15
	1800	143/5T	00218ET3ERS145T	533	RSP	45	86.5	14.095	208-230/460	2.85	1.15
	1800	143/5T	00218ET3HRS145T	533	RSP	44	86.5	14.095	575	2.28	1.15
	1200	182/4T	00212ET3ERS184T	713	RSP	91	88.5	16.404	208-230/460	3.22	1.15
	1200	182/4T	00212ET3HRS184T	713	RSP	91	88.5	16.404	575	2.58	1.15
3	3600	182/4T	00336ET3ERS182T	665	RSP	79	87.5	16.404	208-230/460	3.68	1.15
	3600	182/4T	00336ET3HRS182T	665	RSP	79	87.5	16.404	575	2.94	1.15
	1800	182/4T	00318ET3ERS182T	577	RSP	79	89.5	16.404	208-230/460	3.91	1.15
	1800	182/4T	00318ET3HRS182T	577	RSP	79	89.5	16.404	575	3.13	1.15
	1200	213/5T	00312ET3ERS213T	983	RSP	124	89.5	20.257	208-230/460	4.41	1.15
	1200	213/5T	00312ET3HRS213T	983	RSP	124	89.5	20.257	575	3.53	1.15
5	3600	182/4T	00536ET3ERS184T	760	RSP	91	89.5	16.404	208-230/460	5.96	1.15
	3600	182/4T	00536ET3HRS184T	760	RSP	91	89.5	16.404	575	4.77	1.15
	1800	182/4T	00518ET3ERS184T	672	RSP	91	89.5	16.404	208-230/460	6.40	1.15
	1800	182/4T	00518ET3HRS184T	672	RSP	91	89.5	16.404	575	5.12	1.15
	1200	213/5T	00512ET3ERS215T	1,160	RSP	147	89.5	20.257	208-230/460	6.83	1.15
	1200	213/5T	00512ET3HRS215T	1,160	RSP	147	89.5	20.257	575	5.46	1.15
7.5	3600	213/5T	00736ET3ERS213T	980	RSP	126	91.0	20.257	208-230/460	8.63	1.15
	3600	213/5T	00736ET3HRS213T	980	RSP	126	91.0	20.257	575	6.90	1.15
	1800	213/5T	00718ET3ERS213T	948	RSP	140	91.7	20.257	208-230/460	9.29	1.15
	1800	213/5T	00718ET3HRS213T	948	RSP	140	91.7	20.257	575	7.43	1.15
	1200	254/6T	00712ET3ERS254T	1,799	RSP	252	91.0	24.925	208-230/460	9.73	1.15
	1200	254/6T	00712ET3HRS254T	1,799	RSP	252	91.0	24.925	575	7.78	1.15
10	3600	213/5T	01036ET3ERS215T	1,160	RSP	159	91.7	20.257	208-230/460	11.5	1.15
	3600	213/5T	01036ET3HRS215T	1,160	RSP	159	91.7	20.257	575	9.20	1.15
	1800	213/5T	01018ET3ERS215T	1,110	RSP	154	91.7	20.257	208-230/460	12.7	1.15
	1800	213/5T	01018ET3HRS215T	1,110	RSP	154	91.7	20.257	575	10.2	1.15
	1200	254/6T	01012ET3ERS256T	2,088	RSP	274	91.0	24.925	208-230/460	13.3	1.15
	1200	254/6T	01012ET3HRS256T	2,088	RSP	274	91.0	24.925	575	10.6	1.15
15	3600	254/6T	01536ET3ERS254T	1,589	RSP	228	91.7	24.925	208-230/460	16.9	1.15
	3600	254/6T	01536ET3HRS254T	1,589	RSP	228	91.7	24.925	575	13.5	1.15
	1800	254/6T	01518ET3ERS254T	1,610	RSP	252	92.4	24.925	208-230/460	18.0	1.15
	1800	254/6T	01518ET3HRS254T	1,610	RSP	252	92.4	24.925	575	14.4	1.15
20	3600	254/6T	02036ET3ERS256T	2,076	RSP	258	92.4	24.925	208-230/460	22.9	1.15
	3600	254/6T	02036ET3HRS256T	2,076	RSP	307	92.4	24.925	575	18.3	1.15
	1800	254/6T	02018ET3ERS256T	1,918	RSP	318	93.0	24.925	208-230/460	24.4	1.15
	1800	254/6T	02018ET3HRS256T	1,918	RSP	318	93.0	24.925	575	19.5	1.15

NEMA Premium – General Purpose Motors Three Phase – Foot Mount with C-Flange

HP	RPM	NEMA Frame	Catalog Number	List Price	Mult. Sym.	Aprox. Ship Wt. (lb)	FL Efficiency	“C” Dim. (in)	Voltage	Amps @ High	SF
1	1800	143/5TC	00118ET3ERS143TC	484	RSP	34	85.5	14.095	208-230/460	1.55	1.15
	1200	143/5TC	00112ET3ERS145TC	554	RSP	43	82.5	14.095	208-230/460	1.75	1.15
1.5	3600	143/5TC	00156ET3ERS143TC	497	RSP	36	84.0	14.095	208-230/460	1.95	1.15
	1800	143/5TC	00158ET3ERS145TC	504	RSP	37	86.5	14.095	208-230/460	2.25	1.15
	1200	182/4TC	00152ET3ERS182TC	690	RSP	74	87.5	16.404	208-230/460	2.39	1.15
2	3600	143/5TC	00236ET3ERS145TC	539	RSP	41	85.5	14.095	208-230/460	2.50	1.15
	1800	143/5TC	00218ET3ERS145TC	558	RSP	44	86.5	14.095	208-230/460	2.85	1.15
	1200	182/4TC	00212ET3ERS184TC	747	RSP	91	88.5	16.404	208-230/460	3.22	1.15
3	3600	182/4TC	00336ET3ERS182TC	698	RSP	79	87.5	16.404	208-230/460	3.68	1.15
	1800	182/4TC	00318ET3ERS182TC	610	RSP	79	89.5	16.404	208-230/460	3.91	1.15
	1200	213/5TC	00312ET3ERS213TC	1,028	RSP	124	89.5	20.257	208-230/460	4.41	1.15
5	3600	182/4TC	00536ET3ERS184TC	793	RSP	91	89.5	16.404	208-230/460	5.96	1.15
	1800	182/4TC	00518ET3ERS184TC	706	RSP	91	89.5	16.404	208-230/460	6.40	1.15
	1200	213/5TC	00512ET3ERS215TC	1,206	RSP	147	89.5	20.257	208-230/460	6.83	1.15
7.5	3600	213/5TC	00736ET3ERS213TC	1,025	RSP	126	91.0	20.257	208-230/460	8.63	1.15
	1800	213/5TC	00718ET3ERS213TC	994	RSP	140	91.7	20.257	208-230/460	9.29	1.15
	1200	254/6TC	00712ET3ERS254TC	1,859	RSP	252	91.0	24.925	208-230/460	9.73	1.15
10	3600	213/5TC	01036ET3ERS215TC	1,205	RSP	159	91.7	20.257	208-230/460	11.5	1.15
	1800	213/5TC	01018ET3ERS215TC	1,154	RSP	154	91.7	20.257	208-230/460	12.7	1.15
	1200	254/6TC	01012ET3ERS256TC	2,148	RSP	274	91.0	24.925	208-230/460	13.3	1.15
15	3600	254/6TC	01536ET3ERS254TC	1,649	RSP	228	91.7	24.925	208-230/460	16.9	1.15
	1800	254/6TC	01518ET3ERS254TC	1,670	RSP	252	92.4	24.925	208-230/460	18.0	1.15
20	3600	254/6TC	02036ET3ERS256TC	2,136	RSP	307	92.4	24.925	208-230/460	22.9	1.15
	1800	254/6TC	02018ET3ERS256TC	1,978	RSP	318	93.0	24.925	208-230/460	24.4	1.15



NEMA Premium – General Purpose Motors Three Phase – Footless with C-Flange

HP	RPM	NEMA Frame	Catalog Number	List Price	Mult. Sym.	Aprox. Ship Wt. (lb)	FL Efficiency	“C” Dim. (in)	Voltage	Amps @ High	SF
1	1800	143/5TC	00118ET3ERSR143TC	484	RSP	34	85.5	14.095	208-230/460	1.55	1.15
	1200	143/5TC	00112ET3ERSR145TC	554	RSP	43	82.5	14.095	208-230/460	1.75	1.15
1.5	3600	143/5TC	00156ET3ERSR143TC	497	RSP	36	84.0	14.095	208-230/460	1.95	1.15
	1800	143/5TC	00158ET3ERSR145TC	504	RSP	37	86.5	14.095	208-230/460	2.25	1.15
	1200	182/4TC	00152ET3ERSR182TC	690	RSP	74	87.5	16.404	208-230/460	2.39	1.15
	3600	143/5TC	00236ET3ERSR145TC	539	RSP	41	85.5	14.095	208-230/460	2.5	1.15
2	1800	143/5TC	00218ET3ERSR145TC	558	RSP	44	86.5	14.095	208-230/460	2.85	1.15
	1200	182/4TC	00212ET3ERSR184TC	747	RSP	91	88.5	16.404	208-230/460	3.22	1.15
	3600	182/4TC	00336ET3ERSR182TC	698	RSP	79	87.5	16.404	208-230/460	3.68	1.15
3	1800	182/4TC	00318ET3ERSR182TC	610	RSP	79	89.5	16.404	208-230/460	3.91	1.15
	1200	213/5TC	00312ET3ERSR213TC	1,028	RSP	124	89.5	20.257	208-230/460	4.41	1.15
	3600	182/4TC	00536ET3ERSR184TC	793	RSP	91	89.5	16.404	208-230/460	5.96	1.15
5	1800	182/4TC	00518ET3ERSR184TC	706	RSP	91	89.5	16.404	208-230/460	6.40	1.15
	1200	213/5TC	00512ET3ERSR215TC	1,206	RSP	147	89.5	20.257	208-230/460	6.83	1.15
	3600	213/5TC	00736ET3ERSR213TC	1,025	RSP	126	91.0	20.257	208-230/460	8.63	1.15
7.5	1800	213/5TC	00718ET3ERSR213TC	994	RSP	140	91.7	20.257	208-230/460	9.29	1.15
	3600	213/5TC	01036ET3ERSR215TC	1,205	RSP	159	91.7	20.257	208-230/460	11.5	1.15
10	1800	213/5TC	01018ET3ERSR215TC	1,154	RSP	154	91.7	20.257	208-230/460	12.7	1.15
	1800	213/5TC	01018ET3HRSR215TC	1,154	RSP	154	91.7	20.257	575	10.2	1.15
	3600	254/6TC	01536ET3ERSR254TC	1,649	RSP	228	91.7	24.925	208-230/460	16.9	1.15
15	1800	254/6TC	01518ET3ERSR254TC	1,670	RSP	252	92.4	24.925	208-230/460	18.0	1.15
	1800	254/6TC	01518ET3HRSR254TC	1,670	RSP	252	92.4	24.925	575	14.4	1.15
	3600	254/6TC	02036ET3ERSR256TC	2,136	RSP	307	92.4	24.925	208-230/460	22.9	1.15
20	1800	254/6TC	02018ET3ERSR256TC	1,978	RSP	318	93.0	24.925	208-230/460	24.4	1.15

High Efficiency – General Purpose Motors Three Phase – Footless with C-Flange

HP	RPM	NEMA Frame	Catalog Number	List Price	Mult. Sym.	Aprox. Ship Wt. (lb)	FL Efficiency	“C” Dim. (in)	Voltage	Amps @ High	SF
1	1800	143/5TC	00118EP3ERSR143TC	383	RS	34	82.5	14.095	230/460	1.45	1.15
	1200	143/5TC	00112EP3ERSR145TC	465	RS	43	80.0	14.095	230/460	1.83	1.15
1.5	3600	143/5TC	00156EP3ERSR143TC	399	RS	36	82.5	14.095	230/460	1.95	1.15
	1800	143/5TC	00158EP3ERSR145TC	388	RS	37	84.0	14.095	230/460	2.20	1.15
	1200	182/4TC	00152EP3ERSR182TC	580	RS	122	85.5	16.404	230/460	2.37	1.15
	3600	143/5TC	00236EP3ERSR145TC	451	RS	41	84.0	14.095	230/460	2.55	1.15
2	1800	143/5TC	00218EP3ERSR145TC	428	RS	44	84.0	14.095	230/460	2.95	1.15
	1200	182/4TC	00212EP3ERSR184TC	628	RS	126	86.5	16.404	230/460	3.2	1.15
3	3600	W182/4TC	00336EP3ERSR182TC	546	RS	60	85.5	17.719	230/460	3.67	1.15
	1800	W182/4TC	00318EP3ERSR182TC	492	RS	59	87.5	17.719	230/460	4.15	1.15
	1200	213/5TC	00312EP3ERSR213TC	822	RS	105	87.5	20.257	230/460	4.26	1.15
5	3600	W182/4TC	00536EP3ERSR184TC	660	RS	63	87.5	17.719	230/460	6.1	1.15
	1800	W182/4TC	00518EP3ERSR184TC	577	RS	68	87.5	17.719	230/460	6.9	1.15
	1200	213/5TC	00512EP3ERSR215TC	1,041	RS	147	87.5	20.257	230/460	7.08	1.15
7.5	3600	213/5TC	00736EP3ERSR213TC	901	RS	113	88.5	20.257	230/460	9.00	1.15
	1800	213/5TC	00718EP3ERSR213TC	764	RS	122	89.5	20.257	230/460	9.64	1.15
	1200	254/6TC	00712EP3ERSR254TC	1,576	RS	188	89.5	24.925	230/460	9.52	1.15
10	3600	213/5TC	01036EP3ERSR215TC	1,041	RS	138	89.5	20.257	230/460	11.8	1.15
	1800	213/5TC	01018EP3ERSR215TC	901	RS	135	89.5	20.257	230/460	12.8	1.15
	1200	254/6TC	01012EP3ERSR256TC	1,713	RS	211	89.5	24.925	230/460	13.3	1.15
15	3600	W254/6TC	01536EP3ERSR254TC	1,488	RS	178	90.2	21.500	230/460	17.0	1.15
	1800	W254/6TC	01518EP3ERSR254TC	1,362	RS	195	91.0	21.500	230/460	18.5	1.15
20	3600	254/6TC	02036EP3ERSR256TC	1,790	RS	228	90.2	24.925	230/460	23.7	1.15
	1800	254/6TC	02018EP3ERSR256TC	1,658	RS	252	91.0	24.925	230/460	24.9	1.15



WEG Electric Corp. offers the following products, and more! With a full range of IEC/NEMA Global Certifications and a full line of products, WEG can supply the right solution for your needs anywhere in the world. To learn more about WEG's products and solutions or to locate a Distributor near you, please call **1-800-ASK-4WEG** or visit **www.weg.net/us**.

**Low Voltage Motors,
Single and 3-Phase, 1/8 – 700HP**

- General Purpose Motors
- Explosion Proof Motors
- Crusher Duty Motors
- IEC Tru-Metric Motors
- Pump Motors including JP/JM
- P-Base Pump Motors
- Oil Well Pumping Motors
- Pool & Spa Motors
- Brake Motors
- Compressor Duty Motors
- Farm Duty Motors
- Poultry Fan Motors
- Auger Drive Motors
- IEEE 841 Motors
- Stainless Steel Wash Down Motors
- Saw Arbor Motors
- Cooling Tower Motors
- Commercial HVAC Motors
- Pad Mounted Motors
- Vector Duty Motors

Large Electric Motors

- Low Voltage 3-phase motors up to 2,500HP
- Motors up to 70,000HP and 13,200V
- Wound Rotor Systems (including starters) up to 70,000HP and 13,200V
- Synchronous Motors up to 70,000HP and 13,200V
- Explosion proof motors (Ex-d) up to 1,500kW and 11kV
- Ex-n, Ex-e, Ex-p motors

Variable Frequency Drives

- Low Voltage 1/4 to 2500HP, 230V – 480V
- Medium Voltage 500-8000HP
- Multi-pump systems
- NEMA 4X
- Dynamic braking resistors
- Line and load reactors
- Plug and play technology
- Network communications: Profibus-DP, DeviceNet, Modbus-RTU
- PLC functions integrated
- Complete line of options and accessories

Soft Starters

- 3-1500HP, 230 - 575V
- Oriented start-up
- Built-in bypass contactor
- Universal source voltage (230-575V, 50/60Hz)
- Network communications: Profibus-DP, DeviceNet, Modbus-RTU
- Complete Line of options and accessories
- MV Soft-starter 3.3kV, 41.6kV: up to 3500HP, Withdrawable Power Stacks, & 8x PT100 Temperature monitoring

Controls

- Mini – Contactors
- IEC Contactors
- NEMA rated IEC contactors
- Thermal Overload Relays
- Manual Motor Protectors
- Molded Case Circuit Breakers
- Smart Relays
- Enclosed Starters: combination & non-combination,
- Pushbuttons & Pilot Lights
- Timing & Motor Protection Relays
- Terminal Blocks

Custom Panels

- Custom configured to your specification.
- NEMA 1, 12, 3R, 4 and 4X cabinets
- Quick delivery of preconfigured drives and soft starters
- UL 508 certified
- Low Voltage (230-460)
- Made in the U.S.A.

Generators

- Brushless Synchronous Generators for diesel gen-sets up to 4,200kVA
- Hydro-generators up to 25,000kVA
- Turbo-generators up to 62,500kVA

Power Transformers

- Built and engineered in North America
- Voltages < 500kV
- Ratings 5-300MVA
- Station class, oil filled, round core, copper windings
- Special configurations and designs available!
- Ask your WEG Sales Representative for details.
- Designed, built, and engineered to ANSI standards.

Custom Solution Package Sales

- WEG can package any of its products for ease of sale! Enjoy a single point of contact for the entire package of products and assistance from quote through after-sales support. Ask your WEG Sales Representative for details.

RS507AB

Please contact your authorized distributor:



WEG Electric Corp.
6655 Sugarloaf Parkway
Duluth, GA 30096
Phone: 1-800-ASK-4WEG (275-4934)
web: www.weg.net